

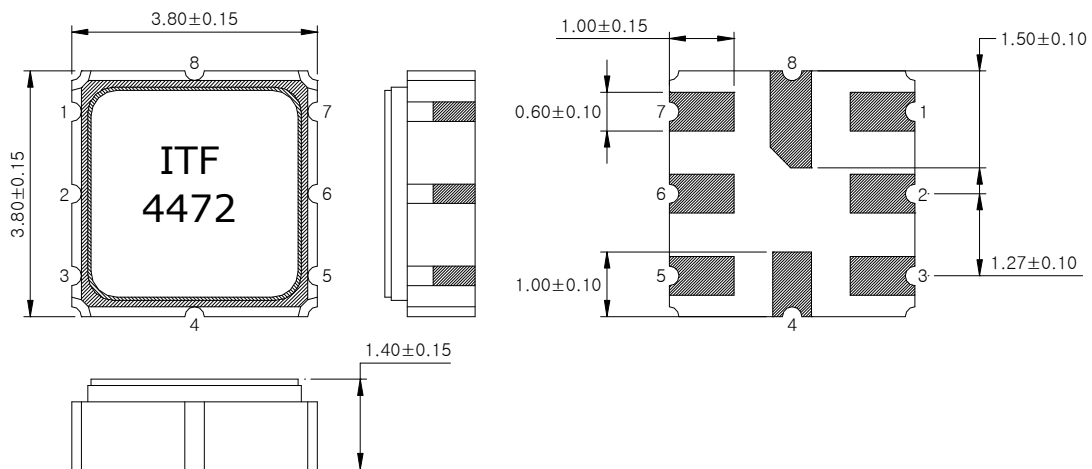
SAW Bandpass Filter F4472



Features

- RF bandpass filter
- High attenuation
- 50Ω single-ended operation
- Ceramic Surface Mounted Device Package (3.8 mm × 3.8 mm)
- RoHS compliant

Package Dimensions



Dimensions shown are nominal in millimeters

Body : Al₂O₃ Ceramic

Lid : Kovar, Ni Plated

Terminations : Au plating 0.3 ~ 1.0 um, Over a 1.27 ~ 8.89 um
Ni Plating

Pin Configurations	
2	Input
6	Output
1, 3, 4, 5, 7, 8	Case ground

Maximum Ratings

Parameters	Unit	Minimum	Typical	Maximum
Operating Temperature Range	℃	-40	25	85
Storage Temperature Range	℃	-40	25	85
Power Handling Capability	dBm	-	-	10

Electrostatics Sensitive Device (ESD)

	ITF Co., Ltd. 102-901, Bucheon Technopark 364, Samjeong-Dong, Ojeong-Gu, Bucheon-City, Gyeonggi-Do, Korea 421-809	Part No.	F4472	
		Rev. Date	2013-03-22	
		Rev.	NCOA03-AS02	1/7

SAW Bandpass Filter F4472




Specifications

Fc = 447.4 MHz

	Minimum	Typical	Maximum	Unit
Center Frequency (Fc)	-	447.4	-	MHz
Insertion Loss *mean* (447.1 ~ 447.7 MHz)	-	2.3	3.3	dB
Amplitude Ripple (447.1 ~ 447.7 MHz)		1.5	3.0	dBp-p
3dB Bandwidth	-	1000	-	KHz
Relative Attenuation				
10.0 ~ 430.0 MHz	35	48	-	dB
442.3 ~ 445.4 MHz	20	37	-	
449.6 ~ 452.8 MHz	20	27	-	
465.0 ~ 600.0 MHz	36	51	-	
Input/Output Impedance		50		Ohms

Notes :

- 1) All specifications are based on the matching schematic shown below, measured by Agilent Network analyzer and full 2 port calibration.
- 2) Electrical margin has been built into the design to account for the variations due to temperature drift and manufacturing tolerances

 Integrated Technology Future	ITF Co., Ltd. 102-901, Bucheon Technopark 364, Samjeong-Dong, Ojeong-Gu, Bucheon-City, Gyeonggi-Do, Korea 421-809	Part No.	F4472	
		Rev. Date	2013-03-22	
		Rev.	NCOA03-AS02	2/7

SAW Bandpass Filter F4472



Matching Schematic

(Actual matching values may vary due to PCB layout and parasitics)



L1=68nH , L2=68nH

Marking Configuration


ITF¹⁾

4472²⁾

1) Manufacturer name

2) Marking Number

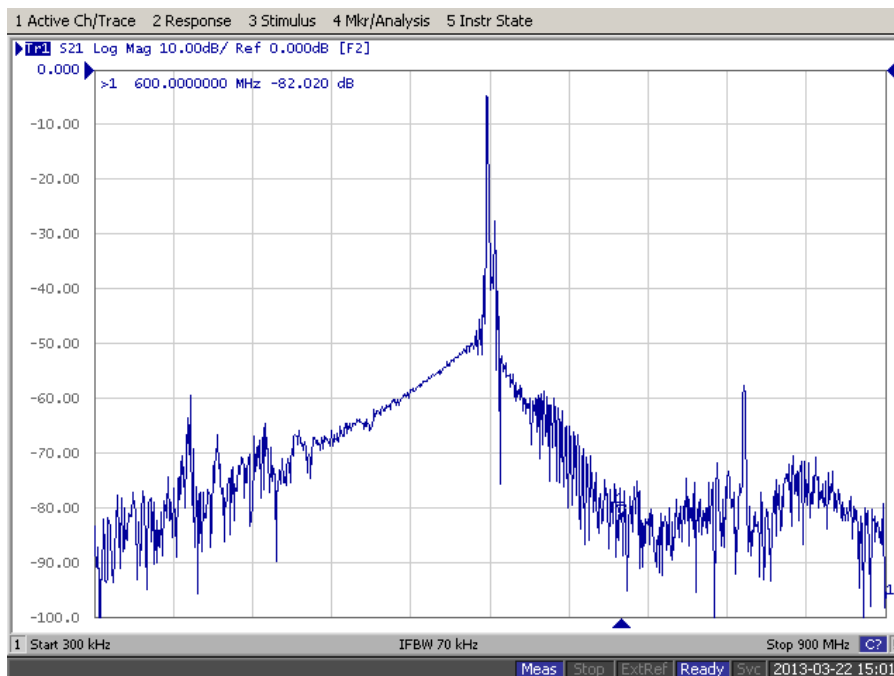
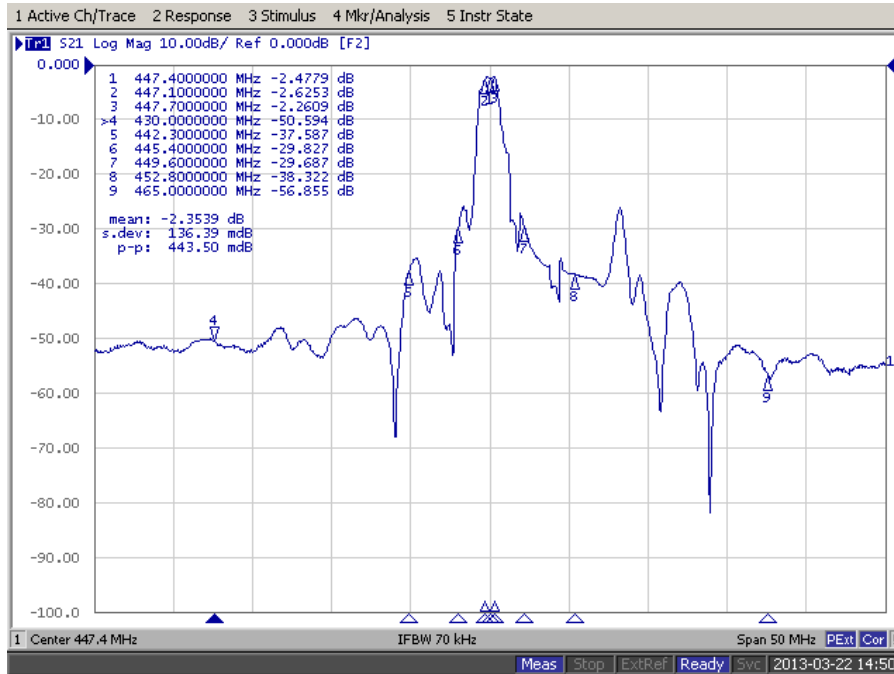
* Ink or Laser Marking available

 Integrated Technology Future	ITF Co., Ltd. 102-901, Bucheon Technopark 364, Samjeong-Dong, Ojeong-Gu, Bucheon-City, Gyeonggi-Do, Korea 421-809	Part No.	F4472	
		Rev. Date	2013-03-22	
		Rev.	NCOA03-AS02	3/7

SAW Bandpass Filter F4472



Typical Performance

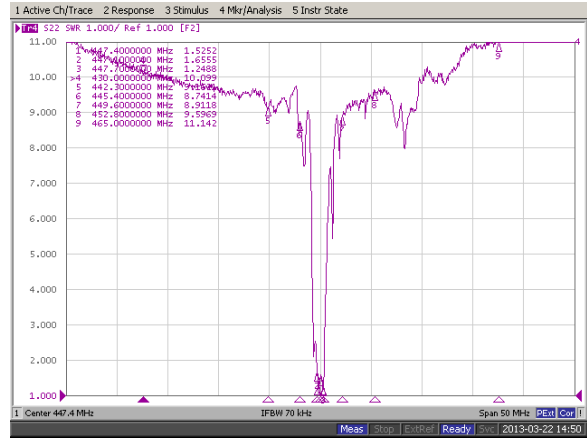
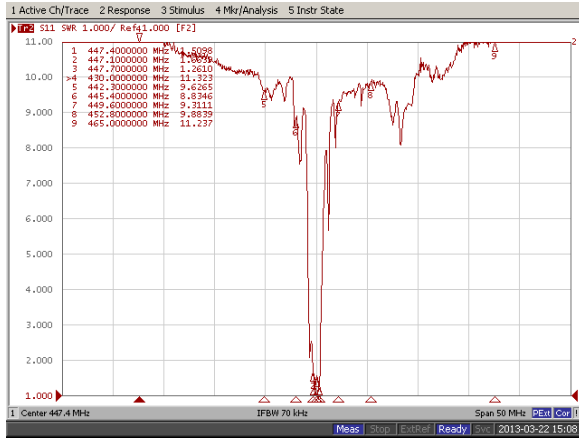


	ITF Co., Ltd. 102-901, Bucheon Technopark 364, Samjeong-Dong, Ojeong-Gu, Bucheon-City, Gyeonggi-Do, Korea 421-809	Part No.	F4472	
		Rev. Date	2013-03-22	
		Rev.	NCOA03-AS02	4/7

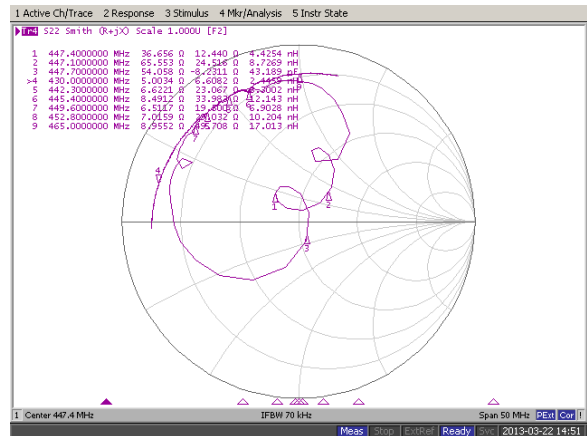
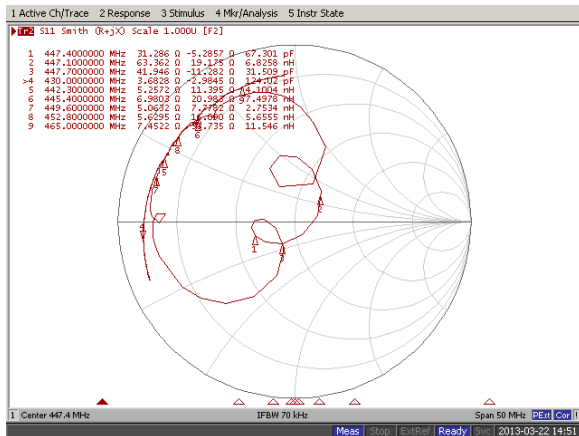
SAW Bandpass Filter F4472




Input / Output Smith chart



Input / Output VSWR



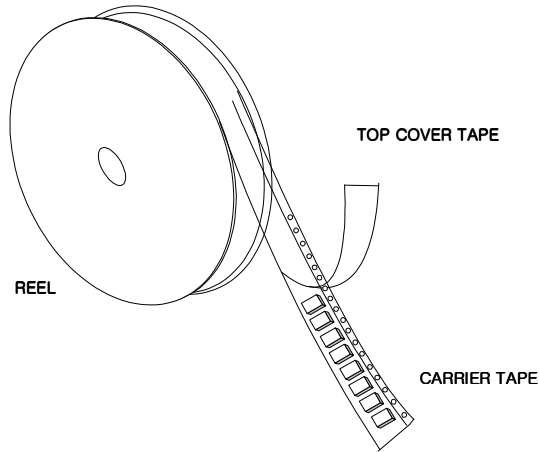
	ITF Co., Ltd. 102-901, Bucheon Technopark 364, Samjeong-Dong, Ojeong-Gu, Bucheon-City, Gyeonggi-Do, Korea 421-809	Part No.	F4472	
		Rev. Date	2013-03-22	
		Rev.	NCOA03-AS02	5/7

SAW Bandpass Filter F4472



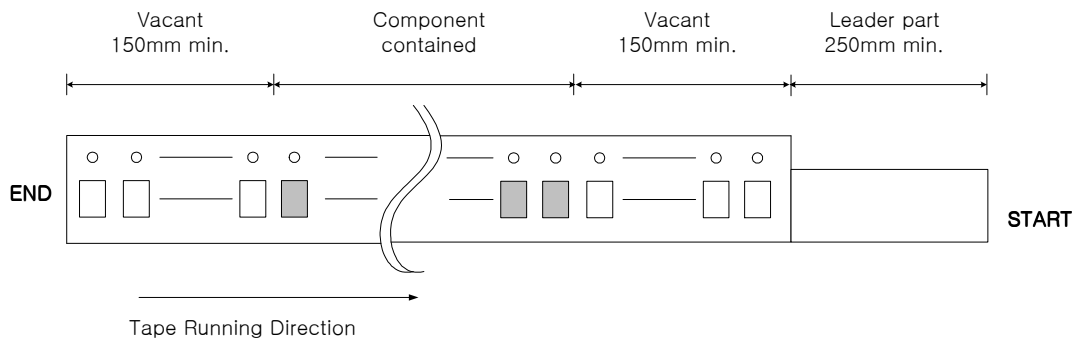
Packing Specification

1. Reeling Quantity : 3000 pcs / 13" reel (or 1000 pcs / 7" reel)
2. Taping Structure : The tape shall be wound around the reel in the direction shown below.



Tape Specification

1. Leader part and vacant position specification

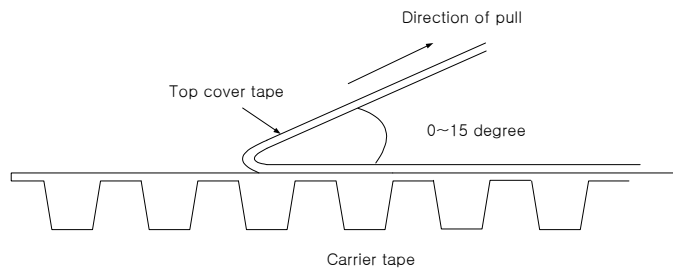


2. Tensile strength of carrier tape

4.4N/mm width

3. Top cover tape adhesion

- 1) pull off angle : 0~15°
- 2) speed : 300mm/min
- 3) force : 20~70g

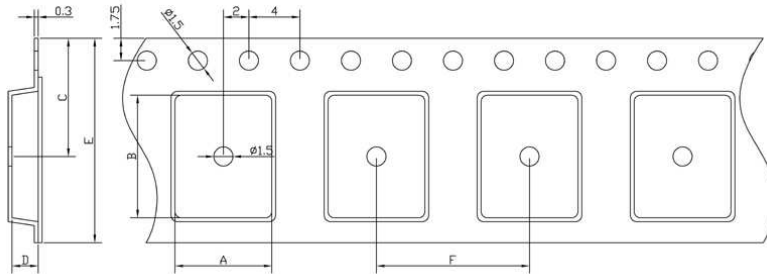


	ITF Co., Ltd. 102-901, Bucheon Technopark 364, Samjeong-Dong, Ojeong-Gu, Bucheon-City, Gyeonggi-Do, Korea 421-809	Part No.	F4472	
		Rev. Date	2013-03-22	
		Rev.	NCOA03-AS02	6/7

SAW Bandpass Filter F4472

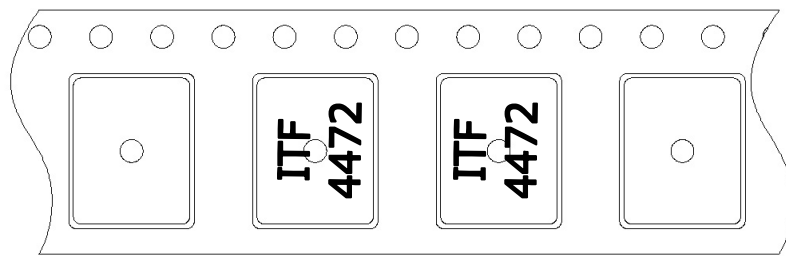


Carrier Tape Dimensions [unit : mm]



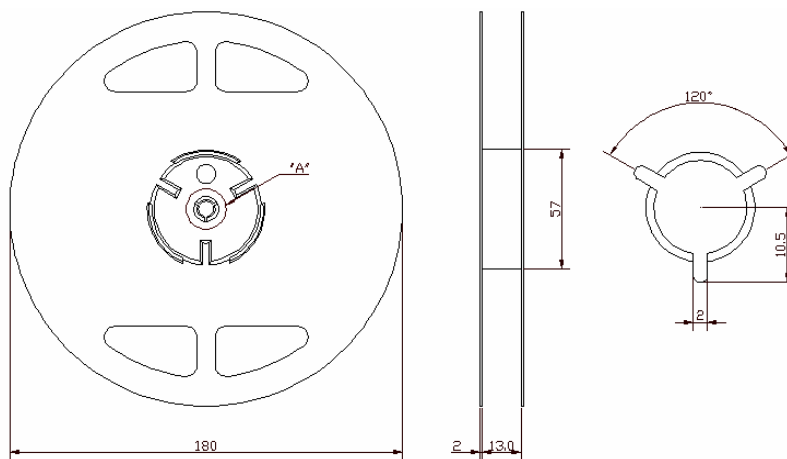
A	4.30 ± 0.1
B	4.30 ± 0.1
C	7.25 ± 0.1
D	1.70 ± 0.1
E	12.00 ± 0.1
F	8.00 ± 0.1

Part Direction



Tape Running Direction

Reel Dimensions [unit : mm]



ITF Co., Ltd.
 102-901, Bucheon Technopark 364,
 Samjeong-Dong, Ojeong-Gu, Bucheon-City,
 Gyeonggi-Do, Korea 421-809

Part No.	F4472	
Rev. Date	2013-03-22	
Rev.	NCOA03-AS02	7/7